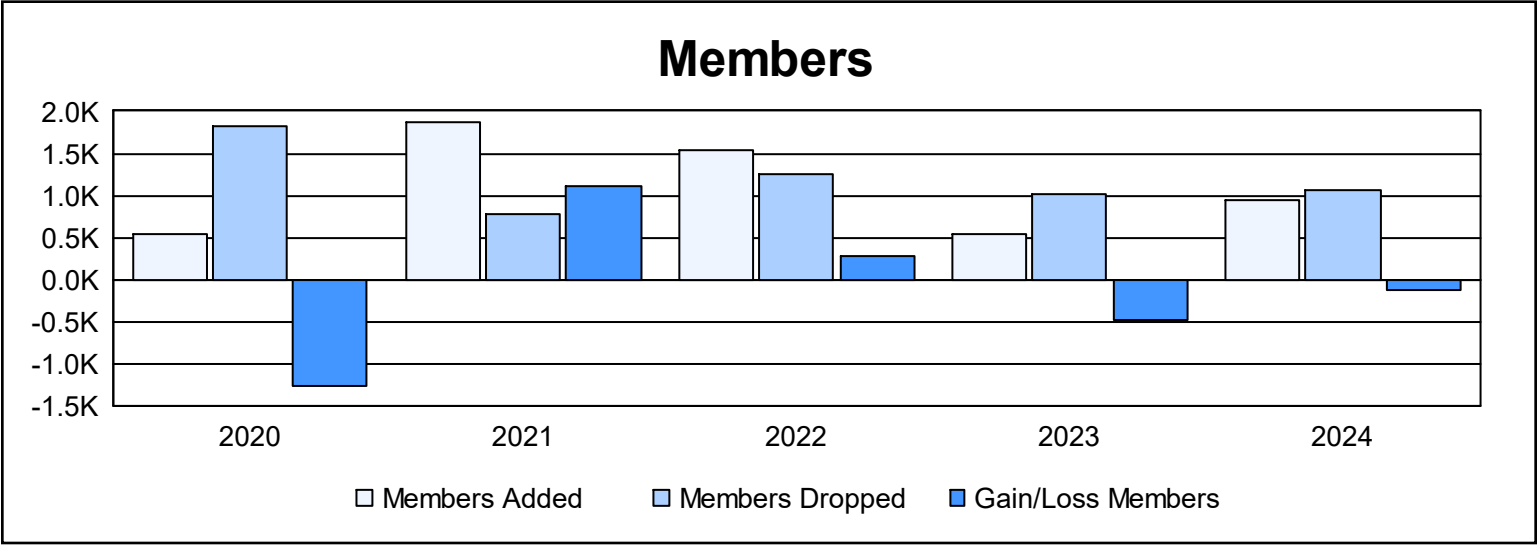
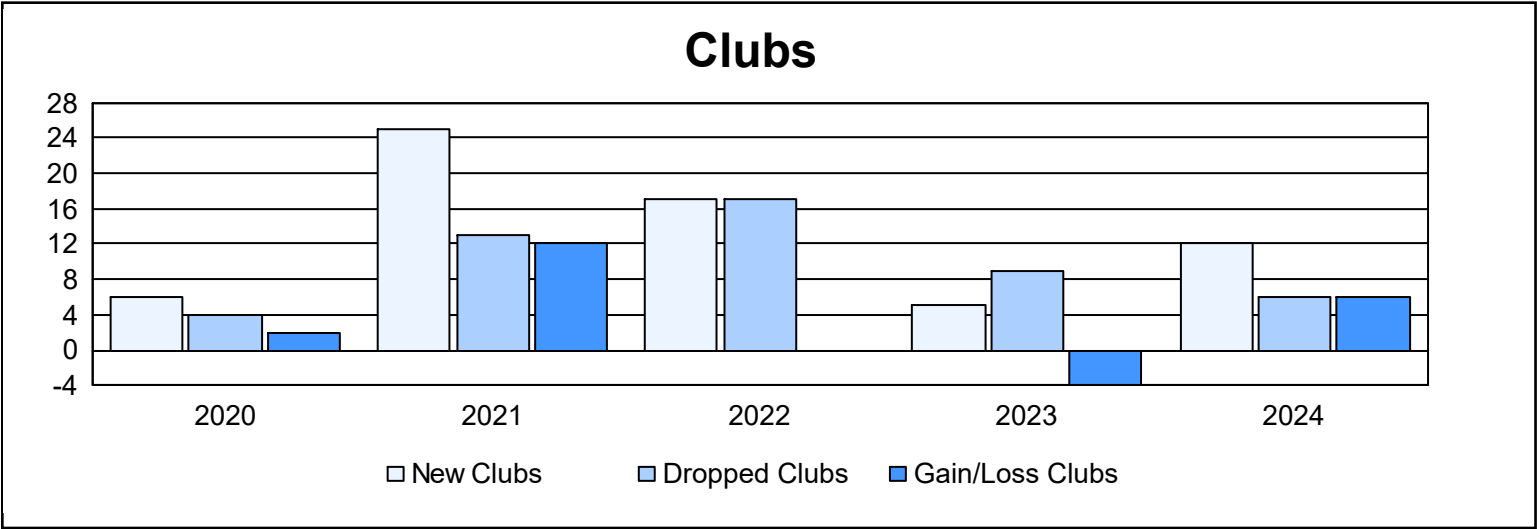
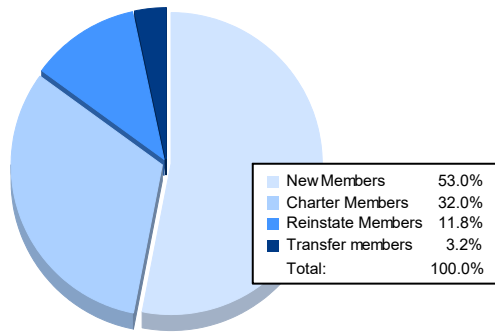


Year	New Clubs	Dropped Clubs	Gain/ Loss Clubs	New Members	Charter Members	Reinstate Members	Transfer Members	Total Member Added	Total Members Dropped	Gain/ Loss Members
2019-2020	6	4	2	252	180	94	24	550	1,816	-1,266
2020-2021	25	13	12	680	887	285	21	1,873	772	1,101
2021-2022	17	17	0	876	518	133	19	1,546	1,257	289
2022-2023	5	9	-4	300	154	61	13	528	1,016	-488
2023-2024	12	6	6	496	299	110	30	935	1,055	-120
Average	13	10	3	521	408	137	21	1,086	1,183	-97



Membership Composition June 2024 Cumulative



Gender Composition June 2024 Cumulative

